



ATHEXGROUP
Athens Exchange Group

ATHEXGROUP Factsheet

December 2023

Company Profile

Athens Exchange Group provides support to the Greek Capital Market. Operates the organized equities and derivatives markets, the alternative market, performs clearing and settlement of trades and participates in the Energy Market since 2019. The Group offers financing tools and solutions to companies, expands investor choice by providing a safe, stable and easy environment in full alignment with international practices and the European regulatory framework.

Financial Calendar 2024

27.03	Wednesday March 27th FY 2023 Results	29.07	Monday July 29th H1 2024 Results
27.05	Monday May 27th Q1 2024 Results	25.11	Monday November 25th 9M 2024 Results
13.06	Thursday June 13th Annual General Meeting		

Recent Developments

June 2023

New **11-member BoD** elected with a 3-year term of office

The **share buyback program** is renewed for 2 years

May 2023

The new **future on MSCI Greek Rebased Index**

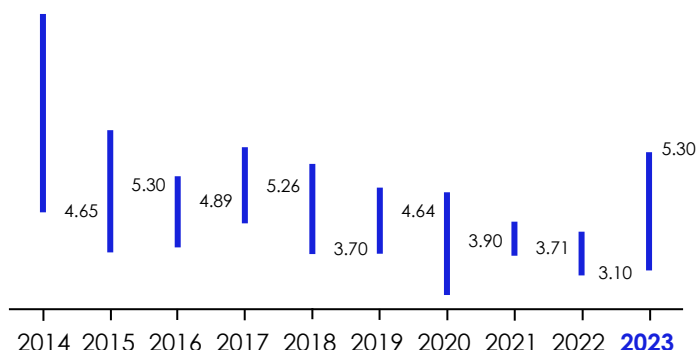
begins trading

December 2022

The **Share buyback program** is completed.

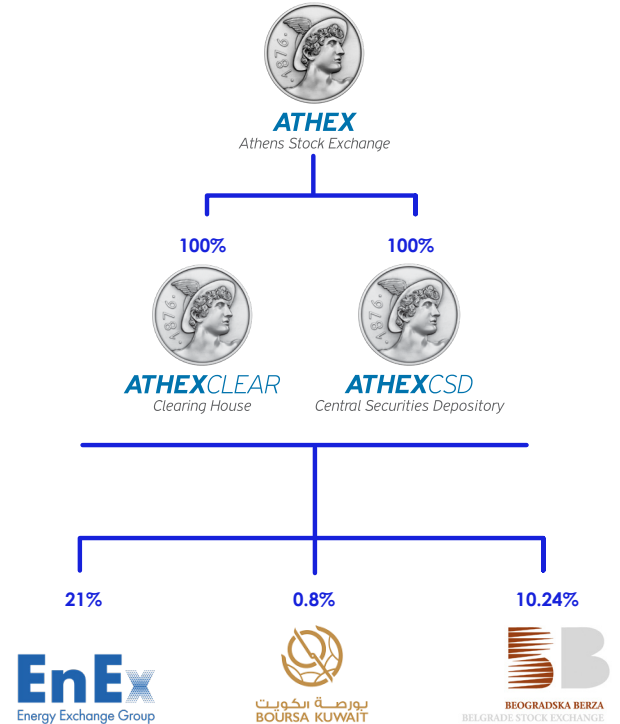
Share Performance

The vertical bars depict the price fluctuation of EXAE shares. The price shown is the closing price at the end of each year.



Data as of 29/12/2023

ATHEXGROUP Structure



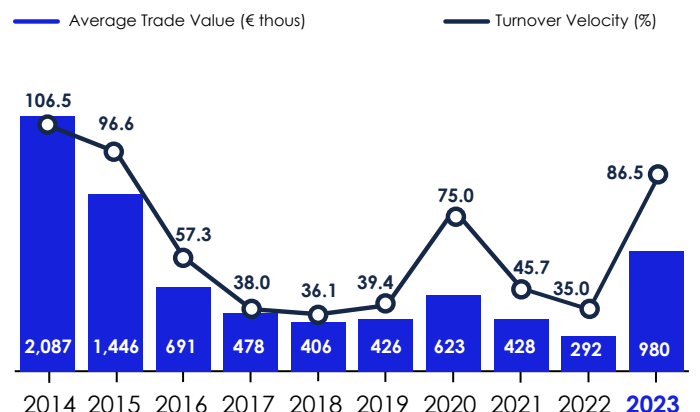
Key Information

Mkt Capitalization	(€)319,844,400
Number of Shares Outstanding	60,348,000
ICB Sector Classification (ICB)	Financial Services
Listing Market	Main Market
Trading Segment	High Liquidity
Fiscal Year	December

Yearly Performance

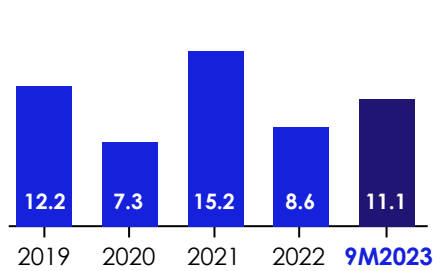
2018	2019	2020	2021	2022	2023	CAGR2013-23
-29.7%	25.3%	-16%	-4.7%	-16.4%	71.0%	-4.0%

Share Liquidity

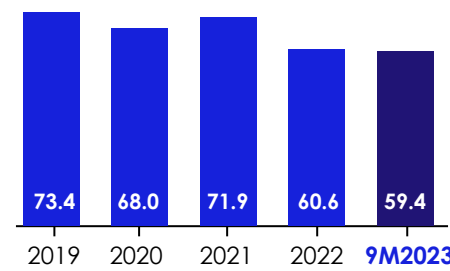


Data as of 29/12/2023

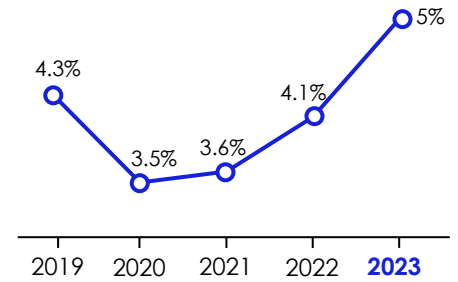
Operating Cash Flow (€ mil)



Total Cash (€ mil)



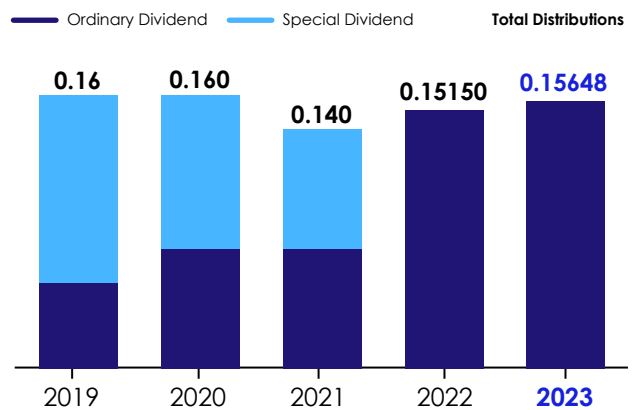
Total Yield (price fiscal year end)



Financials (€ thous, consolidated)

Fiscal Year	2019	2020	2021	2022	9M2023
Revenue	33,368	30,735	36,127	37,847	34,394
Regulator Fee	-1,216	-1,227	-1,337	-1,388	-1,450
Operating Expenses	18,916	21,170	21,707	23,977	18,634
EBITDA	13,236	8,339	13,083	12,482	14,310
Depreciation	-4,083	-4,210	-4,498	-3,754	-2,836
EBIT	9,153	4,129	8,585	8,728	11,474
Net Financial Income	329	780	881	1,690	980
EBT	9,482	4,909	9,466	10,418	12,454
Income Tax	-3,402	-1,038	-1,259	-2,204	-2,816
Net Earnings (EAT)	6,080	3,871	8,207	8,214	9,638
EPS (€ per share)	0.115	0.118	0.204	0.159	0.153
EBITDA Margin	41.2%	28.3%	37.6%	34.2%	43.4%
Head Count	218	230	228	236	253

Cash Distributions (per share)



Shareholder Structure

by Investor Type



Data as of 29/12/2023

by Country of Origin



Data as of 29/12/2023

Board of Directors

Independent Non-Executive Members

George Handjinicolaou

Chairman, Independent Non-Executive Member

John Costopoulos

Vice Chairman, Independent Non-Executive Member

Yianos Kontopoulos

CEO Executive Member

Konstantinos Vassiliou

Dimitrios Dosis

Giorgos Doukidis

Polyxeni Kazoli

Theano Karpodini

Nicholaos Krenteras

Spyridoula Papagiannidou

Thomas Zeeb

The BoD was elected by the 22nd Annual GM on 8 June 2023 with a 3-year term of office

Analyst Coverage

Alpha Finance Panagiotis Kladis

Eurobank Equities Andreas Souvleros

National Securities Vangelis Karanikas

Pantelakis Securities Spiros Tsangalakis

Piraeus Securities Iakovos Kourtetis

ResearchGreece Dimitris Giannoulis

Identification

Bloomberg: EXAEGA

Reuters: EXCr.AT

ATHEX Symbol: EXAE

ISIN Code: GRS395363005

FISN: ATHEX/REG SHS

LEI: 549300GSRN07MNENPL97

Contact Details

Nick Koskoletos Chief Financial & Issuer Relations Officer (CFO)

Stelios Konstantinou Head of Investor Relations (IR)

ir@athexgroup.gr

ATHENS STOCK EXCHANGE

www.athexgroup.gr

110 Athinon Ave, 104 42 Athens, Greece

+30 210 33 66 800